

# Delivery pump group

Art. K062

ICMA®

ST.K062.05.23.EN

## Description

Delivery pump group with fixed point regulation for underfloor heating systems in combination with distribution manifolds. **The mixing unit includes safety thermostat (art. P310) and manual air vent (art.705 da 1/2").** it can be installed on the left or right side of the manifold. 1" connection

**Connection to delivery and return manifolds on the side. Suitable for installation in cabinets for manifolds with 110 mm. depth.**

The pump has 1 1/2" connections and it can be asynchronous (not for sale in the EU) or electronic.

## Components


1. Adjustable manual air vent valve
2. Thermometer 0-60°C
3. Circulator
4. Safety thermostat (article P310)
5. Sensor slot
6. System loading/discharge valve
7. G1" pipe unions with O-ring seal for collector

Collector connections: G1" Male

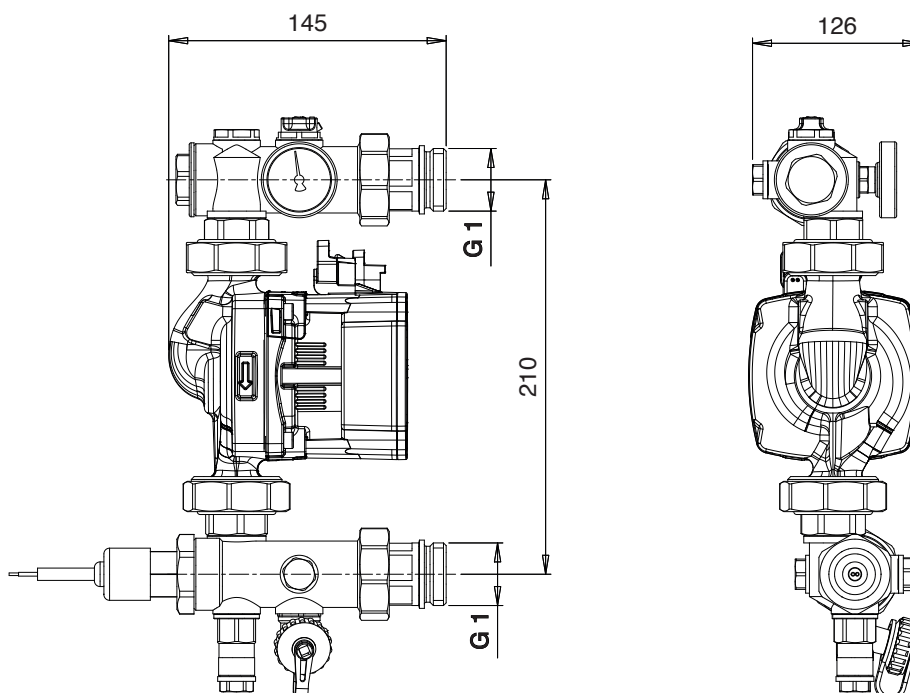
Can be installed on either the left or right side of collectors.

The pre-assembled units are supplied with three different pump models:

- GRUNDFOS - UPSO 25-65 130 - Synchronous circ. pump 3 speeds
- GRUNDFOS - UPS2 25-40/60 130 - Circulation pump with 3 speeds
- GRUNDFOS - UPM3 HYBRID 25-70 130 - Electronic circulation pump



## Dimensions



# Delivery pump group

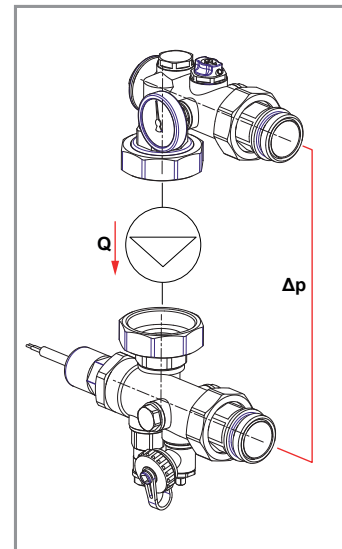
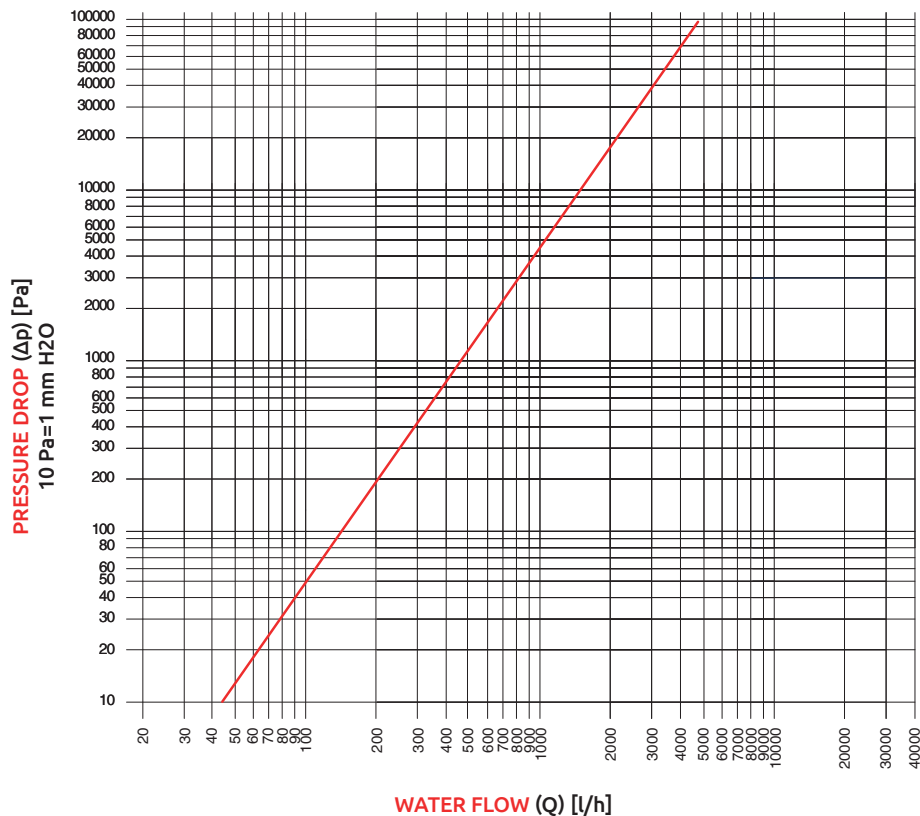
## Art. K062

**ICMA**<sup>®</sup>

ST.K062.05.23.EN

### Hydraulic Specifications

Delivery pump group Art. K062  
**PRESSURE DROP DIAGRAM**



<b>Kv</b> [m <sup>3</sup> /h]
4,84